

PRIMECARE

Model P703

LONG TERM
Care

UPGRADED
550 lbs
Weight Capacity
5 yr Electronic
Warranty



COMFORT. SAFETY. FLEXIBILITY.

The **PrimeCare P703 Expandable Low Bed** from Drive DeVilbiss has an industry best height range of 7"-30". Flexible length options of 76"-80" and 84" can easily accommodate smaller LTC resident room. With tool-less optional width and length expansion, this flexible bed can safely adjust to suit the varied requirements of nearly any resident or facility.

STANDARD FEATURES

- Eight-function handheld pendant control with auto contour
- Synchronized Hi/Lo motors
- Color-coded, dual-pedal floor locking system
- Four sealed bearings secured in "G" track
- IV pole holders
- Extended Heel Lift
- Eight 3" heavy duty casters roll at any height
- Fixed, adjustable wall bumper

OPTIONS

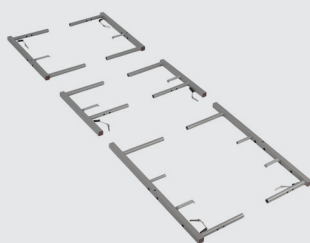
- Tool free width expansion kit, 39"-42"
- Length expansion kit 88"
- Staff control with Trendelenburg/Reverse Trendelenburg and Cardiac Comfort Chair
- Deluxe assist rails, assist bars are interchangeable with the P903
- Bed ends, six styles and twelve fashionable woodgrain laminate colors
- Battery Back (P703-BBK), Bed Transporter (P903-TRP)

SPECIFICATIONS


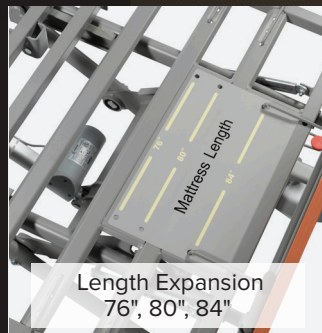
Bed Width	36"
Bed Height Range	7" - 30"
Bed Length Range	76", 80" or 84"
Unit Dimensions	38.5" (w) x 85.25" (L) x 8" (H)
Weight	205 lbs.
Weight Capacity	Accommodate up to 550 lbs. Maximum Resident Weight 500 lbs
Warranty	15 years on frame, lifetime on welds, 5 years on electronics
Item #	P703



550 lbs
Weight Capacity



Optional Width
Expansion Kit 39" - 42"




Red/Green Two-way
Floor Lock

To Learn More/Request a Demo: Call our LTC Customer Service Hotline at 1-877-374-8763, Contact your Sales Representative, or Visit DriveMedical.com TODAY!

Available in 35" & 42"

Brownlee Woods



Mill Creek




Quick Ship (QS) Bed Ends available in 3 finishes and 2 styles only:



OSLO
Oak



OSLO
Cherry



OSLO
Figured Mahogany

OSLO

35BWBE-A	35" BRNWOOD BED END,OSLO CHERRY,EA
35BWBE-B	35" BRNWOOD BED END,OSLO OAK,EA
35BWBE-FM	35" BRNWOOD BED END,OSLO FIG MAHOG,EA
42BWBE-A	42" BRNWOOD BED END,OSLO CHERRY,EA
42BWBE-B	42" BRNWOOD BED END,OSLO OAK,EA
42BWBE-FM	42" BRNWOOD BED END,OSLO FIG MAHOG,EA

35MCBE-A	35" MILL CRK BED END,OSLO CHERRY,EA
35MCBE-B	35" MILL CRK BED END,OSLO OAK,EA
35MCBE-FM	35" MILL CRK BED END,OSLO FIG MAHOG,EA
42MCBE-A	42" MILL CRK BED END,OSLO CHERRY,EA
42MCBE-B	42" MILL CRK BED END,OSLO OAK,EA
42MCBE-FM	42" MILL CRK BED END,OSLO FIG MAHOG,EA

For Long Term Care PrimeCare Standard Beds Only

Rotating Assist Bar

Compatible with the P503,
P703 and P903 Bed



Model #PLTCAB

Rotating Assist Rail

Compatible with the P503,
P703, and P903 Bed



Model #PLTCAR

Deluxe Rotating Assist Rail

Compatible with the P903 and P703 Bed



Model #PLTCDR