

CORTECH

Correctional Group Seating Tables

The Anchor Tables are versatile, heavy-duty tables that meet all ADA requirements. The laminate tabletops are complete with rounded edges for increased safety and comfort and are ideal for use in Dayroom and Dining applications.

ANCHOR TABLE 4 SEAT, 42" ROUND TOP



THE ANCHOR TABLE FABRICATION/MATERIAL:

SEAT:

- Rotationally molded design for maximum durability. Made from high impact "no break" polyethylene.
- Molded-in threaded steel inserts provide for tamper resistant, "steel-to-steel" attachment to base frame with tamper resistant hardware.
- 3 or 4 seat configurations with multiple color options.

TOP:

- 42" Laminate top is a seamless design for high impact resistance.
- Rounded edges for increased safety and comfort.
- Attaches to legs with tamper resistant screws.
- Easy to clean and maintain.

FRAME:

- Continuous seam welded frame structure, 3" diameter, 14-gauge steel with 11-gauge steel seat supports.
- Bolt to floor

WEIGHT(s): Contact Cortech for Details.

OPTIONS: 3 or 4 Seat Configurations.


ASSEMBLY: Assembly Required.

WARRANTY: 3 Year Warranty. Must be bolted down.

MAINTENANCE: Easy to clean and maintain.

Customization: Custom colors available upon request.

Contact Cortech for details.

Manufactured in the USA to ISO Quality Standards. 



SEATS AVAILABLE IN:



OVERVIEW

The Anchor Tables are versatile, heavy-duty tables that meet all ADA requirements. The laminate table tops are complete with rounded edges for increased safety and comfort and are ideal for use in Dayroom and Dining applications. Manufactured to ISO Quality Standards in the USA.

THE ANCHOR TABLE FABRICATION/MATERIAL:

Seat: A durable rotationally molded design for increased strength. Constructed of high impact "no break" polyethylene. Molded-in threaded steel inserts provide for tamper-resistant, "steel-to-steel" attachment to base frame with tamper proof hardware. 3 or 4 Seat Configurations. ADA Compliant tables are manufactured with one less leg.

Top: Laminate Top is a seamless design with high impact resistance. Rounded edge for increase safety and comfort. Attaches to legs with tamper-resistant screws. Easy to clean and maintain.

Frame: Continuous seam welded frame structure, 3" diameter, 14-gauge powder coated steel with 11-gauge steel seat supports. Bolt to floor.

COLOR: Gray top. Custom colors available upon request

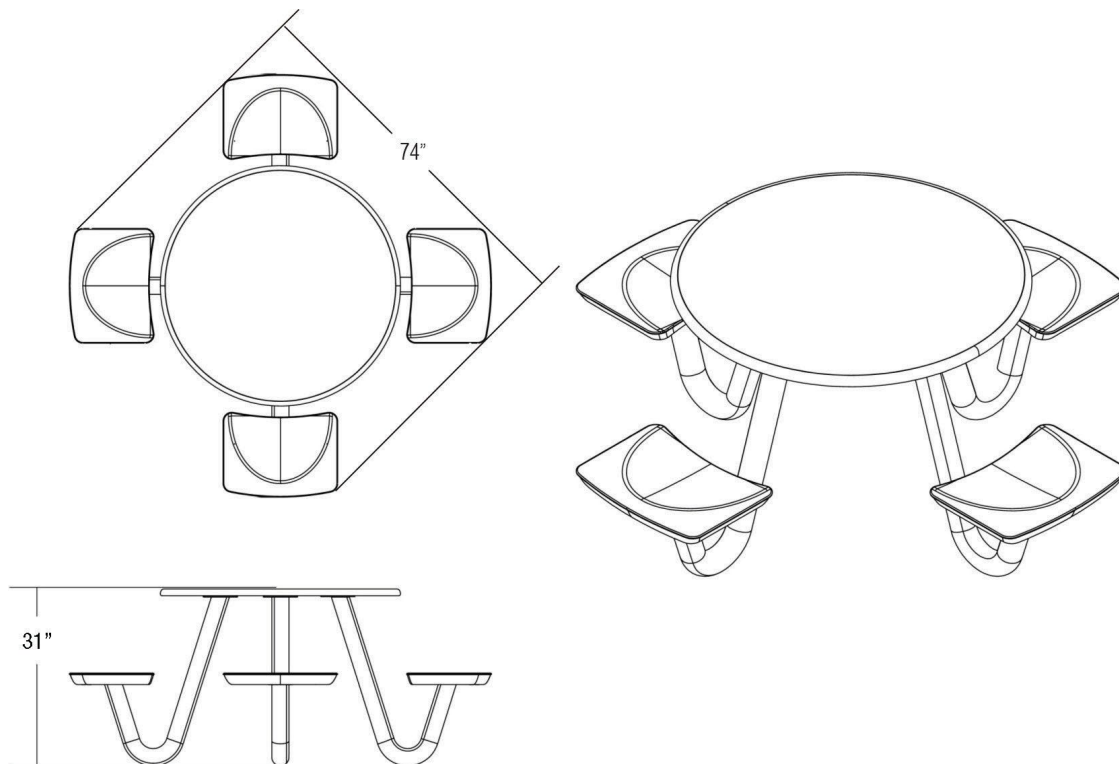
WEIGHT(s): 140 lbs.

OPTIONS: Multiple Seat Color Options

ASSEMBLY: Seats: Molded-in threaded steel inserts provide for tamper-resistant, "steel-to-steel" attachment to base frame with tamper resistant hardware. Hardware bit size: T40. Top: Attaches to legs with tamper resistant screws. Hardware bit size: T40.

WARRANTY: 3 Year Warranty.

MAINTENANCE: Easy to clean and maintain.



OVERVIEW

The Anchor Tables are versatile, heavy-duty tables that meet all ADA requirements. The laminate table tops are complete with rounded edges for increased safety and comfort and are ideal for use in Dayroom and Dining applications. Manufactured to ISO Quality Standards in the USA.

THE ANCHOR TABLE FABRICATION/MATERIAL:

Seat: A durable rotationally molded design for increased strength. Constructed of high impact "no break" polyethylene. Molded-in threaded steel inserts provide for tamper-resistant, "steel-to-steel" attachment to base frame with tamper proof hardware. ADA Compliant tables are manufactured with one less leg.

Top: Laminate Top is a seamless design with high impact resistance. Rounded edge for increase safety and comfort. Attached to legs with tamper-resistant screws. Easy to clean and maintain. Manufactured to ISO Quality Standards in the USA.

Frame: Continuous seam welded frame structure, 3" diameter, 14-gauge powder coated steel with 11-gauge steel seat supports. Bolt to floor.

COLOR: Gray top. Custom colors available upon request


WEIGHT(s): 115 lbs.

OPTIONS: Multiple Seat Color Options

ASSEMBLY: Seats: Molded-in threaded steel inserts provide for tamper-resistant, "steel-to-steel" attachment to base frame with tamper resistant hardware. Hardware bit size: T40. Top: Attaches to legs with tamper resistant screws. Hardware bit size: T40.

WARRANTY: 3 Year Warranty.

MAINTENANCE: Easy to clean and maintain.



CORTECH

Correctional Group Seating Tables

The Anchor Tables are versatile, heavy-duty tables that meet all ADA requirements. The laminate tabletops are complete with rounded edges for increased safety and comfort, and are ideal for use in Dayroom and Dining applications

ANCHOR TABLE 6 SEAT, 30"X72" RECTANGLE TOP



ADA Compliant with one less leg.

THE ANCHOR TABLE FABRICATION/ MATERIAL:

SEAT:

- Rotationally molded design for maximum durability. Made from high impact "no break" polyethylene.
- Molded-in threaded steel inserts provide for tamper resistant, "steel-to-steel" attachment to base frame with tamper resistant hardware.
- 5 or 6 seat configurations with multiple color options.

TOP:

- Laminate top is a seamless design for high impact resistance.
- Rounded edges for increased safety and comfort.
- Attaches to legs with tamper resistant screws.

FRAME:

- Continuous seam welded frame structure, 3" diameter, 14-gauge steel with 11-gauge steel seat supports.
- Bolt to floor.

WEIGHT(s): Contact Cortech for Details.

OPTIONS: 5 or 6 Seat Configurations.


ASSEMBLY: Assembly Required.

WARRANTY: 3 Year Warranty. Must be bolted down.

MAINTENANCE: Easy to clean and maintain.

CUSTOMIZATION: Custom colors available upon request.

Contact Cortech for details.

Manufactured in the USA to ISO Quality Standards. 

SEATS AVAILABLE IN



Aqua Black Blue Gray Brown Burgundy Gray Green Indigo Midnight Blue Sand Slate Blue Stone Gray



Our Intense Use Products Contribute to a Safe and Humane Environment.

For Full Specifications Call Toll Free 800-571-0770 / Fax: 630-455-0813 / or Visit www.cortechusa.com

OVERVIEW

The Anchor Tables are versatile, heavy-duty tables that meet all ADA requirements. The laminate tabletops are complete with rounded edges for increased safety and comfort and are ideal for use in Dayroom and Dining applications. Manufactured to ISO Quality Standards in the USA.

THE ANCHOR TABLE FABRICATION/MATERIAL:

Seat: A durable rotationally molded design for increased strength. Constructed of high impact "no break" polyethylene. Molded-in threaded steel inserts provide for tamper-resistant, "steel-to-steel" attachment to base frame with tamper resistant hardware. 5 or 6 Seat Configurations. ADA Compliant tables are manufactured with one less leg.

Top: Laminate Top is a seamless design with high impact resistance. Rounded edge for increase safety and comfort. Attaches to legs with tamper-resistant screws. Easy to clean and maintain.

Frame: Continuous seam welded frame structure, 3" diameter, 14-gauge powder coated steel with 11-gauge steel seat supports. Bolt to floor.

COLOR: Gray top. Custom colors available upon request

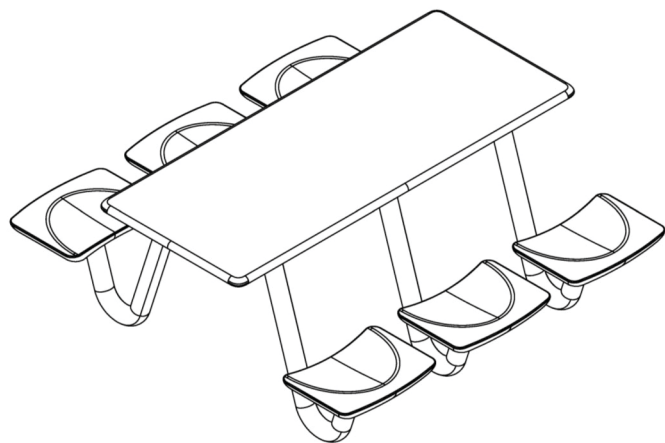
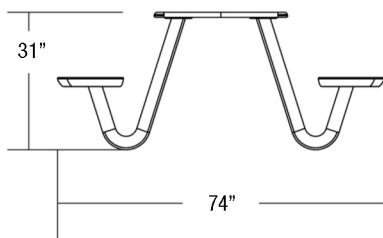
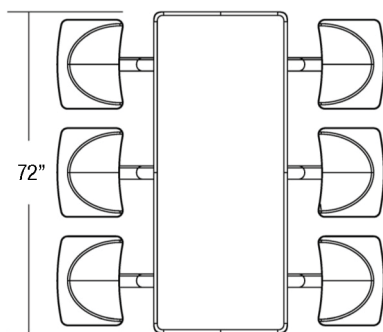
WEIGHT(s): 200 lbs

OPTIONS: Multiple Seat Color Options

ASSEMBLY: Seats: Molded-in threaded steel inserts provide for tamper-resistant, "steel-to-steel" attachment to base frame with tamper resistant hardware. Hardware bit size: T40. Top: Attaches to legs with tamper resistant screws. Hardware bit size: T40.

WARRANTY: 3 Year Warranty.

MAINTENANCE: Easy to clean and maintain.



OVERVIEW

The Anchor Tables are versatile, heavy-duty tables that meet all ADA requirements. The laminate tabletops are complete with rounded edges for increased safety and comfort and are ideal for use in Dayroom and Dining applications. Manufactured to ISO Quality Standards in the USA.

THE ANCHOR TABLE FABRICATION/MATERIAL:

Seat: A durable rotationally molded design for increased strength. Constructed of high impact "no break" polyethylene. Molded-in threaded steel inserts provide for tamper-resistant, "steel-to-steel" attachment to base frame with tamper resistant hardware. ADA Compliant tables are manufactured with one less leg.

Top: Laminate Top is a seamless design with high impact resistance. Rounded edge for increase safety and comfort. Attached to legs with tamper-resistant screws. Easy to clean and maintain.

Frame: Continuous seam welded frame structure, 3" diameter, 14-gauge powder coated steel with 11-gauge steel seat supports. Bolt to floor.

COLOR: Gray top. Custom colors available upon request

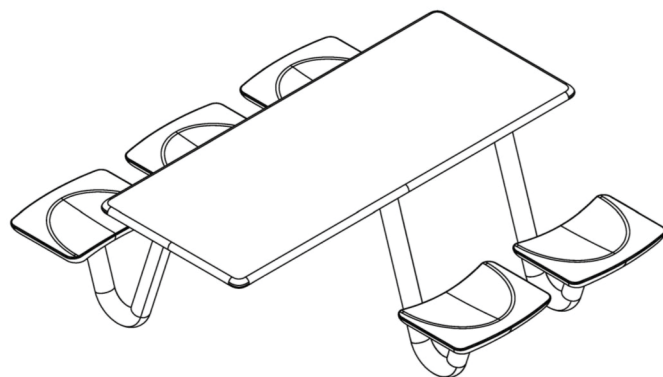
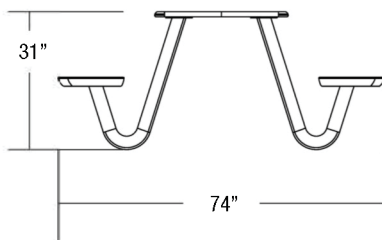
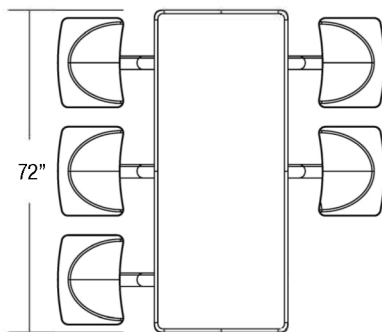
WEIGHT(s): 175 lbs

OPTIONS: Multiple Seat Color Options

ASSEMBLY: Seats: Molded-in threaded steel inserts provide for tamper-resistant, "steel-to-steel" attachment to base frame with tamper resistant hardware. Hardware bit size: T40. Top: Attaches to legs with tamper resistant screws. Hardware bit size: T40.

WARRANTY: 3 Year Warranty.

MAINTENANCE: Easy to clean and maintain.



Correctional Group Seating Tables

The Anchor Tables are versatile, heavy-duty tables that meet all ADA requirements. The laminate tabletops are complete with rounded edges for increased safety and comfort and are ideal for use in Dayroom and Dining applications.

ANCHOR TABLE 6 SEAT, 48" ROUND TOP



ADA Compliant with one less leg

THE ANCHOR TABLE FABRICATION/MATERIAL:

SEAT:

- Rotationally molded design for maximum durability. Made from high impact "no break" polyethylene.
- Molded-in threaded steel inserts provide for tamper resistant, "steel-to-steel" attachment to base frame with tamper resistant hardware.
- 5 or 6 seat configurations with multiple color options.

TOP:

- Laminate top is a seamless design for high impact resistance.
- Rounded edges for increased safety and comfort.
- Attaches to legs with tamper resistant screws.

FRAME:

- Continuous seam welded frame structure, 3" diameter, 14-gauge powder coated steel with 11-gauge steel seat supports.
- Bolt to floor.

WEIGHT(s): Contact Cortech for Details.

OPTIONS: 5 or 6 seat configurations.


ASSEMBLY: Assembly Required.

WARRANTY: 3 Year Warranty. Must be bolted down.

MAINTENANCE: Easy to clean, sanitize & maintain.

CUSTOMIZATION: Custom colors available upon request.

Contact Cortech for details.

Manufactured in the USA to ISO Quality Standards. 

SEATS AVAILABLE IN



OVERVIEW

The Anchor Tables are versatile, heavy-duty tables that meet all ADA requirements. The laminate tabletops are complete with rounded edges for increased safety and comfort and are ideal for use in Dayroom and Dining applications. Manufactured to ISO Quality Standards in the USA.

THE ANCHOR TABLE FABRICATION/MATERIAL:

Seat: A durable rotationally molded design for increased strength. Constructed of high impact "no break" polyethylene. Molded-in threaded steel inserts provide for tamper-resistant, "steel-to-steel" attachment to base frame with tamper proof hardware. Manufactured with 5 or 6 Seats. ADA Compliant tables are manufactured with one less leg.

Top: Laminate Top is a seamless design with high impact resistance. Rounded edge for increase safety and comfort. Attached to legs with tamper-resistant screws. Easy to clean and maintain.

Frame: Continuous seam welded frame structure, 3" diameter, 14-gauge powder coated steel with 11-gauge steel seat supports. Bolt to floor.

COLOR: Gray top. Custom colors available upon request

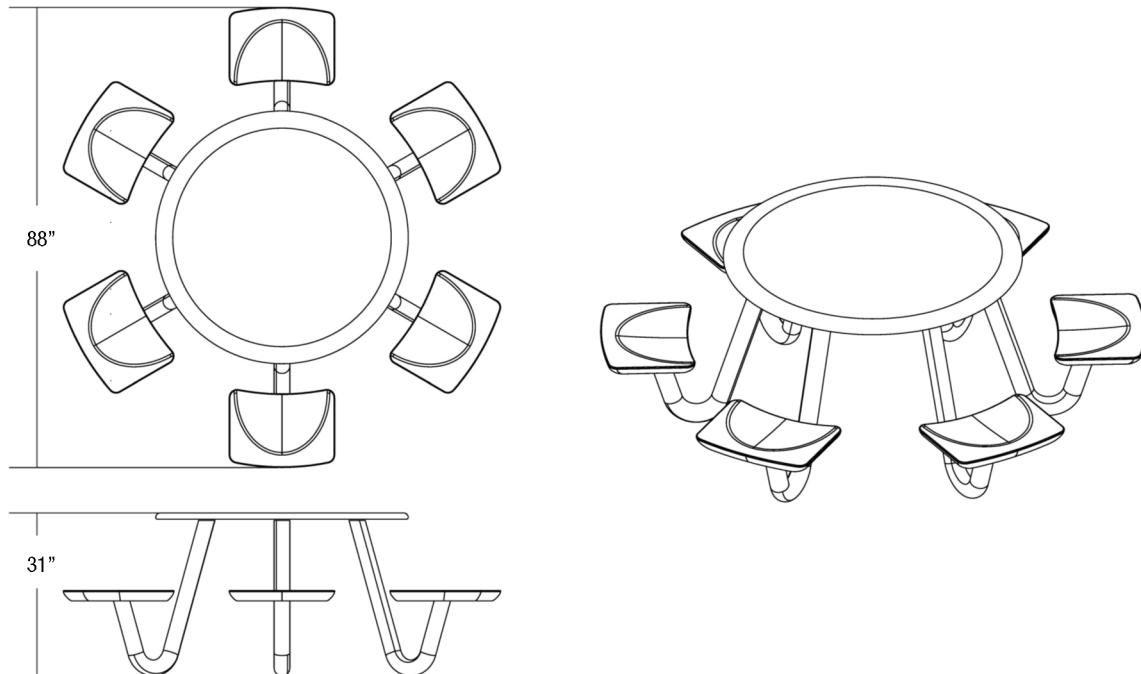
WEIGHT(s): 150 lbs.

OPTIONS: Multiple Seat Color Options

ASSEMBLY: Seats: Molded-in threaded steel inserts provide for tamper-resistant, "steel-to-steel" attachment to base frame with tamper resistant hardware. Hardware bit size: T40. Top: Attaches to legs with tamper resistant screws. Hardware bit size: T40.

WARRANTY: 3 Year Warranty.

MAINTENANCE: Easy to clean and maintain.



OVERVIEW

The Anchor Tables are versatile, heavy-duty tables that meet all ADA requirements. The laminate tabletops are complete with rounded edges for increased safety and comfort and are ideal for use in Dayroom and Dining applications. Manufactured to ISO Quality Standards in the USA.

THE ANCHOR TABLE FABRICATION/MATERIAL:

Seat: A durable rotationally molded design for increased strength. Constructed of high impact "no break" polyethylene. Molded-in threaded steel inserts provide for tamper-resistant, "steel-to-steel" attachment to base frame with tamper proof hardware. ADA Compliant tables are manufactured with one less leg.

Top: Laminate Top is a seamless design with high impact resistance. Rounded edge for increase safety and comfort. Attached to legs with tamper-resistant screws. Easy to clean and maintain.

Frame: Continuous seam welded frame structure, 3" diameter, 14-gauge powder coated steel with 11-gauge steel seat supports. Bolt to floor.

COLOR: Gray top. Custom colors available upon request

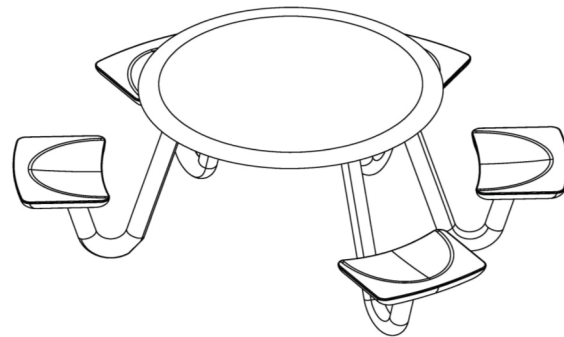
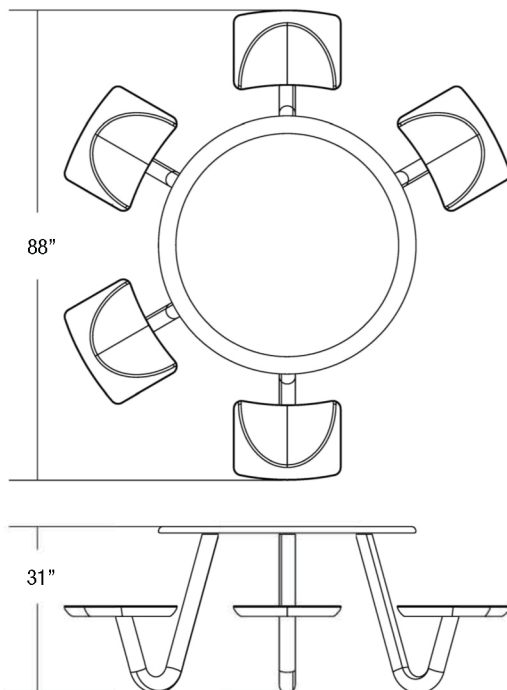
WEIGHT(s): 125 lbs.

OPTIONS: Multiple Seat Color Options

ASSEMBLY: Seats: Molded-in threaded steel inserts provide for tamper-resistant, "steel-to-steel" attachment to base frame with tamper resistant hardware. Hardware bit size: T40. Top: Attaches to legs with tamper resistant screws. Hardware bit size: T40.

WARRANTY: 3 Year Warranty.

MAINTENANCE: Easy to clean and maintain.



CORTECH

Correctional Group Seating Dining Tables

The Anchor Tables are versatile, heavy-duty tables that meet all ADA requirements. The laminate tabletops are complete with rounded edges for increased safety and comfort and are ideal for use in Dayroom and Dining applications.

ANCHOR TABLE **8 SEAT, 30"X96"** **RECTANGLE TOP**



THE ANCHOR TABLE FABRICATION/MATERIAL:

SEAT:

- Rotationally molded design for maximum durability. Made from high-impact "no break" polyethylene.
- Molded-in threaded steel inserts provide for tamper-resistant, "steel-to-steel" attachment to base frame with tamper-resistant hardware.
- 7 or 8 seat configurations with multiple color options.
- ADA Compliant tables manufactured with one less leg.

TOP:

- Laminate top is a seamless design for high impact resistance.
- Rounded edges for increased safety and comfort.
- Attaches to legs with tamper resistant screws.

FRAME:

- Continuous seam welded frame structure, 3" diameter, 14-gauge powder-coated steel with 11-gauge steel seat supports.
- Bolt to floor.

WEIGHT(S): Contact Cortech for details.

OPTIONS: 7 or 8 seat configurations.

ASSEMBLY: Assembly Required.

WARRANTY: 3 Year Warranty. Must be bolted down.

MAINTENANCE: Easy to clean, sanitize & maintain.

CUSTOMIZATION: Custom colors available upon request. Contact Cortech for details. Manufactured in the USA to ISO Quality Standards. 

SEATS AVAILABLE IN



Our Intense Use Products Contribute to a Safe and Humane Environment.

For Full Specifications Call Toll Free 800-571-0770 / Fax: 630-455-0813 / or Visit www.cortechusa.com

OVERVIEW

The Anchor Tables are versatile, heavy-duty tables that meet all ADA requirements. The laminate table tops are complete with rounded edges for increased safety and comfort and are ideal for use in Dayroom and Dining applications. Manufactured to ISO Quality Standards in the USA.

THE ANCHOR TABLE FABRICATION/MATERIAL:

Seat: Durable rotationally molded design for increased strength. Constructed of high-impact "no break" polyethylene. Molded-in threaded steel inserts provide for tamper-resistant, "steel-to-steel" attachment to base frame with tamper-resistant hardware. 7 or 8 Seat Configurations. ADA Compliant tables manufactured with one less leg.

Top: Laminate top is a seamless design with high impact resistance. Rounded edge for increased safety and comfort. Attached to legs with tamper-resistant screws. Easy to clean and maintain.

Frame: Continuous seam welded frame structure, 3" diameter, 14-gauge powder-coated steel with 11-gauge steel seat supports. Bolt to floor.

COLOR: Gray top. Custom colors available upon request.

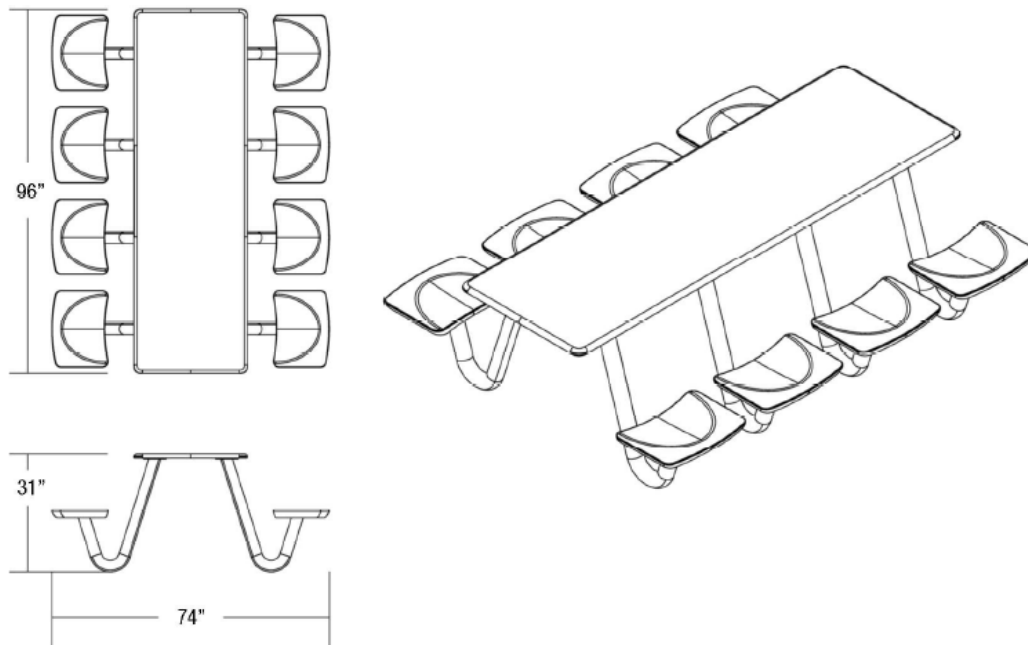
WEIGHT(s): 265 lbs.

OPTIONS: Multiple Seat Color Options.

ASSEMBLY: Seats: Molded-in threaded steel inserts provide for tamper-resistant, "steel-to-steel" attachment to base frame with tamper-resistant hardware. Hardware bit size: T40. Top attaches to legs with tamper-resistant screws. Hardware bit size: T40.

WARRANTY: 3 Year Warranty.

MAINTENANCE: Easy to clean and maintain.



OVERVIEW

The Anchor Tables are versatile, heavy-duty tables that meet all ADA requirements. The laminate table tops are complete with rounded edges for increased safety and comfort and are ideal for use in Dayroom and Dining applications. Manufactured to ISO Quality Standards in the USA.

THE ANCHOR TABLE FABRICATION/MATERIAL:

Seat: Durable rotationally molded design for increased strength. Constructed of high-impact "no break" polyethylene. Molded-in threaded steel inserts provide for tamper-resistant, "steel-to-steel" attachment to base frame with tamper-resistant hardware. 7 or 8 Seat Configurations. ADA Compliant tables manufactured with one less leg.

Top: Laminate top is a seamless design with high impact resistance. Rounded edge for increased safety and comfort. Attached to legs with tamper-resistant screws. Easy to clean and maintain.

Frame: Continuous seam welded frame structure, 3" diameter, 14-gauge powder-coated steel with 11-gauge steel seat supports. Bolt to floor.

COLOR: Gray top. Custom colors available upon request.

WEIGHT(s): 240 lbs.

OPTIONS: Multiple Seat Color Options.

ASSEMBLY: Seats: Molded-in threaded steel inserts provide for tamper-resistant, "steel-to-steel" attachment to base frame with tamper-resistant hardware. Hardware bit size: T40. Top attaches to legs with tamper-resistant screws. Hardware bit size: T40.

WARRANTY: 3 Year Warranty.

MAINTENANCE: Easy to clean and maintain.

